

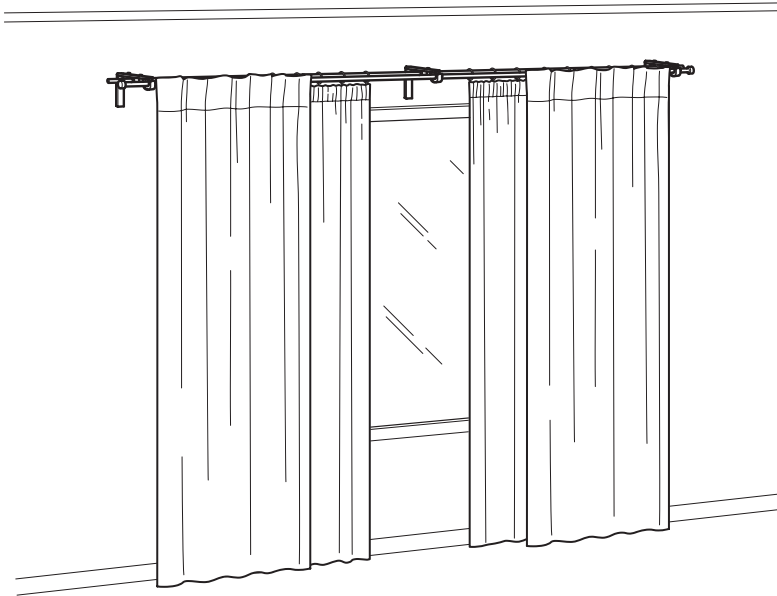
BUYING GUIDE

BETYDLIG/ RÄCKA/ HUGAD

Curtain rod system

PARTS

Wall/ceiling bracket
Curtain rod holder
Curtain rod
Finial
Curtain rod corner connector



Simplicity and variety hand in hand

We all have different needs and preferences when it comes to dressing the windows in our home. But no matter what style you choose, you will need basic hardware like brackets, rods and finials to complete the job.

You can combine the different hardware in our range to create just the solution to suit your needs. You may want to mount a rod on the wall or the ceiling to create a simple one-layer curtain or a magnificent triple-layer curtain for your large windows.

The bracket and rod come in three colors: black, white and silver. If you would like to give your window a new look, simply change finials. And you can change them any time you like - it's fun, easy and makes a big difference!

A high standard of accuracy has been sought in the preparation of this brochure. We apologize for, but will not be bound by or responsible for, errors and omissions in this buying guide.

All products shown here may not be available at the store. Some prices may vary by store. Please contact the staff or visit IKEA-USA.com for more information. For more detailed product information, see the price tag and the internet. All units require assembly.

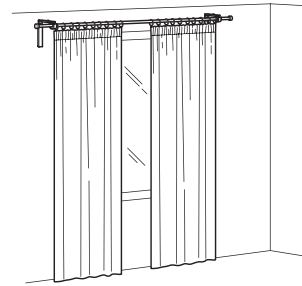


HOW TO BUILD

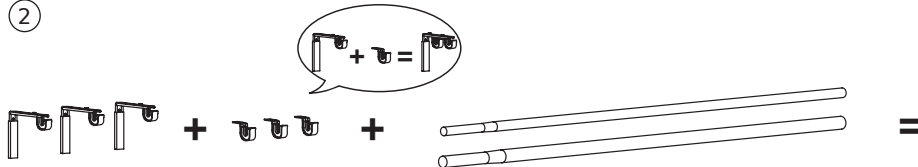
①



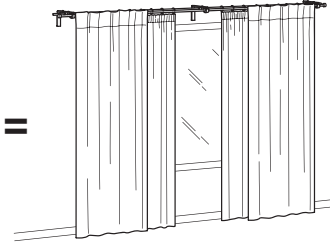
Two wall/ceiling brackets are needed for curtain rods up to 55 $\frac{1}{8}$ inches.



②



Three wall/ceiling brackets are needed for curtain rods up to 110 $\frac{1}{4}$ inches.

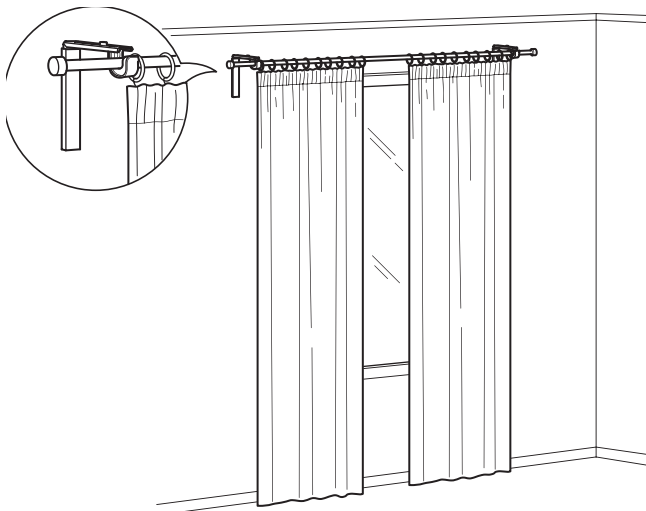


1. The brackets can be mounted on the wall or the ceiling. And the position of the curtain rod holder can be adjusted, allowing curtains to be hung either close to the window or farther out.

2. To create a layered solution, you just need to buy extra rod holders and mount them on the brackets. Then add extra curtain rods.

The curtain rods come in two diameters, three lengths and three colors. All are extendable in length. You can complete the expression easily with finials from the IKEA range.

COMBINATIONS



A single window, for example 36 inches, with a single-layer solution.

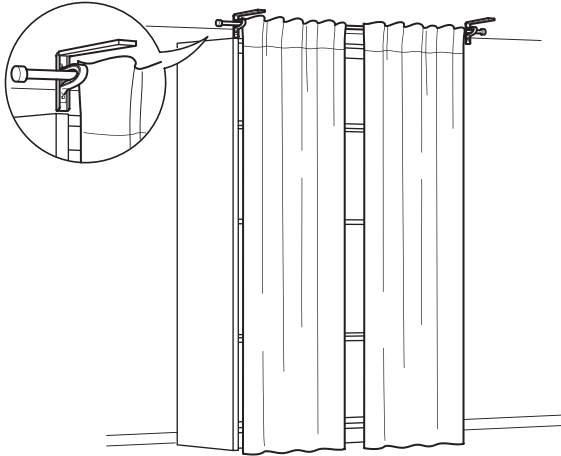
Window hardware

RÄCKA curtain rod 27 $\frac{1}{2}$ - 47 $\frac{1}{4}$ "	302.171.59	\$1.99/pc	1 pc
BETYDLIG wall/ceiling bracket	602.172.28	\$1.49/pc	2 pcs
PASSANDE finial 2 pcs/pack	202.199.36	\$1.99/pc	1 pc

This combination \$6.96

(Curtains, rings and hooks are not included.)

COMBINATIONS

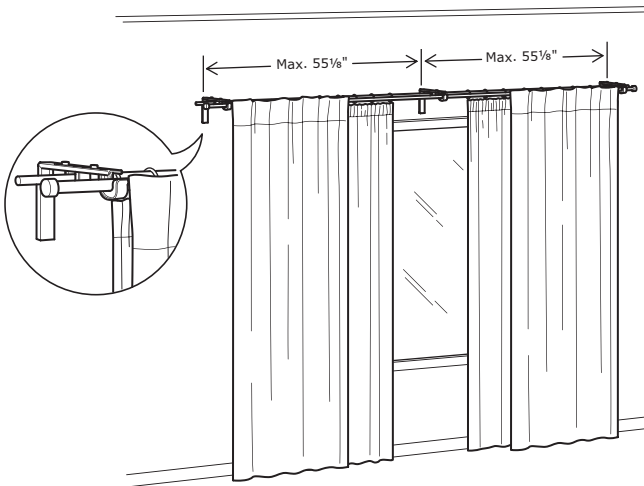


To cover an open storage solution or create a simple room divider. The brackets can be mounted on the ceiling.

Window hardware

RÄCKA curtain rod 47¼ - 82½"	302.171.59	\$3.99/ pc	1 pc
BETYDLIG wall/ceiling bracket	602.172.28	\$1.49/ pc	2 pcs
PASSANDE finial 2 pcs/pack	202.199.36	\$1.99/ pc	1 pc

This combination \$8.96
(Curtains are not included.)



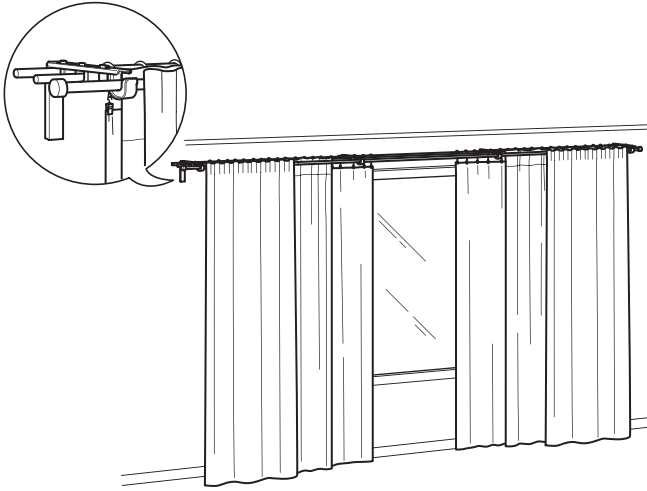
A wide window, for example 96 inches, with a double-layer solution – sheer curtain inside and thick curtain outside. Remember that for curtain rods between 55⅞ - 110¼", you will need three BETYDLIG wall/ceiling brackets to ensure stability.

Window hardware

RÄCKA curtain rod 82½ - 151½"	702.171.57	\$5.99/ pc	1 pc
HUGAD curtain rod 82½ - 151½"	502.171.39	\$6.99/ pc	1 pc
BETYDLIG wall/ceiling bracket	602.172.28	\$1.49/ pc	3 pcs
BETYDLIG curtain rod holder	502.198.93	\$.49/ pc	3 pcs
PASSANDE finial 2 pcs/pack	202.199.36	\$1.99/ pc	1 pc

This combination \$20.91
(Curtains, rings and hooks are not included.)

COMBINATIONS




A large window, for example 120 inches, with a triple-layer solution. This configuration allows room for panels, sheer curtains and heavy curtains at the same time. For curtain rods longer than 110¼ inches, you will need four BETYDLIG wall/ceiling brackets to ensure stability.

Window hardware

RÄCKA curtain rod 82% - 151½"	702.171.57	\$5.99/ pc 2 pcs
HUGAD curtain rod 82% - 151½"	502.171.39	\$6.99/ pc 1 pc
BETYDLIG wall/ceiling bracket	602.172.28	\$1.49/ pc 4 pcs
BETYDLIG curtain rod holder	502.198.93	\$.49/ pc 8 pcs
PASSANDE finial 2 pcs/pack	202.199.36	\$1.99/ pc 1 pc

This combination \$30.84

(Curtains and hanging accessories are not included.)



A bay window with a single-layer solution. Corner connectors can be adjusted to different angles to fit your windows.

Window hardware

HUGAD curtain rod 47¼ - 82¼"	302.171.35	\$4.99/ pc 3 pcs
BETYDLIG wall/ceiling bracket	602.172.28	\$1.49/ pc 6 pcs
HUGAD curtain rod corner connector	002.199.18	\$5.99/ pc 4 pcs

This combination \$44.89

(Curtains are not included.)

ALL PARTS AND PRICES



BETYDLIG wall/ceiling bracket. Max. load 22lbs.

Black	602.172.28	\$1.49
Silver	102.198.90	\$1.49
White	302.198.89	\$1.49



BETYDLIG curtain rod holder. L2¾".

Black	502.198.93	\$.49
Silver	002.198.95	\$.49
White	602.198.97	\$.49



RÄCKA curtain rod, 27½ - 47¼". Max. load 11 lbs.

Black	002.171.65	\$1.99
Silver	002.213.94	\$1.99
White	702.213.95	\$1.99



RÄCKA curtain rod, 47¼ - 82¾". To be completed with BETYDLIG wall/ceiling brackets. Two brackets needed for lengths up to 55¾" and 3 brackets for lengths 55¾-82¾". Max. load 11lbs.

Black	302.171.59	\$3.99
Silver	102.171.60	\$3.99
White	902.171.61	\$3.99



RÄCKA curtain rod, 82¾ - 151½". To be completed with BETYDLIG wall/ceiling brackets. Three brackets needed for lengths up to 110¼" and 4 brackets for lengths 110¼-151½". Max. load 11lbs.

Black	702.171.57	\$5.99
Silver	702.171.62	\$5.99
White	402.171.49	\$5.99



HUGAD curtain rod, 47¼ - 82¾". To be completed with BETYDLIG wall/ceiling brackets. Two brackets needed for lengths up to 55¾" and 3 brackets for lengths 55¾-82¾". Max. load 22lbs.

Black	302.171.35	\$4.99
Silver	902.171.37	\$4.99
White	102.171.41	\$4.99



HUGAD curtain rod, 82¾ - 151½". To be completed with BETYDLIG wall/ceiling brackets. Three brackets needed for lengths up to 110¼" and 4 brackets for lengths 110¼-151½". Max. load 22 lbs.

Black	502.171.39	\$6.99
Silver	702.171.38	\$6.99
White	302.171.40	\$6.99



RÄCKA curtain rod corner connector. L10".

Black	802.199.00	\$4.99
Silver	602.199.01	\$4.99
White	202.198.99	\$4.99



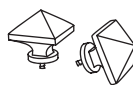
HUGAD curtain rod corner connector. L10".

Black	002.199.18	\$5.99
Silver	602.199.20	\$5.99
White	202.199.22	\$5.99



EFTERRÄTT finials, 2pcs/pack. L3½".

Black	603.006.04	\$4.99
White	203.009.84	\$4.99



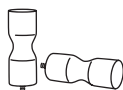
ENTRERÄTT finials, 2pcs/pack. L2".

Black	003.006.02	\$5.99
White	203.006.01	\$5.99




FÖRRÄTT finials, 2pcs/pack. L1¾".

White	003.005.98	\$7.99
-------	------------	---------------



MORGONMÅL finials, 2pcs/pack. L3¼".

Black	403.005.96	\$2.99
White	903.005.94	\$2.99



BLÅST finial, 2 pcs/pack.

Black	402.172.48	\$6.99
-------	------------	---------------




HÖGTIDLIG finial, 2 pcs/pack. L3¾".

Black	102.199.27	\$5.99
White	102.172.21	\$5.99



PASSANDE finial, 2 pcs/pack. L1".

Black	202.199.36	\$1.99
Silver	002.199.37	\$1.99
White	502.171.82	\$1.99



VÄSENTLIG finial, 2 pcs/pack. L2½".

Gold	702.199.48	\$4.99
Silver	502.199.49	\$4.99
White	002.171.94	\$4.99



SYRLIG curtain ring with clip and hook, Ø1", 10 pcs/pack. Max. load 7lbs.

Black	102.172.40	\$3.99
Silver	202.172.25	\$3.99
White	402.240.98	\$3.99



SYRLIG curtain ring with clip and hook, Ø1½", 10 pcs/pack. Max. load 7lbs.

Black	802.240.96	\$4.99
Silver	502.199.54	\$4.99
White	502.172.38	\$4.99



HUGAD curtain rod holder. To be used with HUGAD curtain rods. Two curtain rod holders needed for lengths up to 55¾".

Black	002.691.35	\$ 1.29
Silver	302.691.34	\$ 1.29
White	802.691.36	\$ 1.29

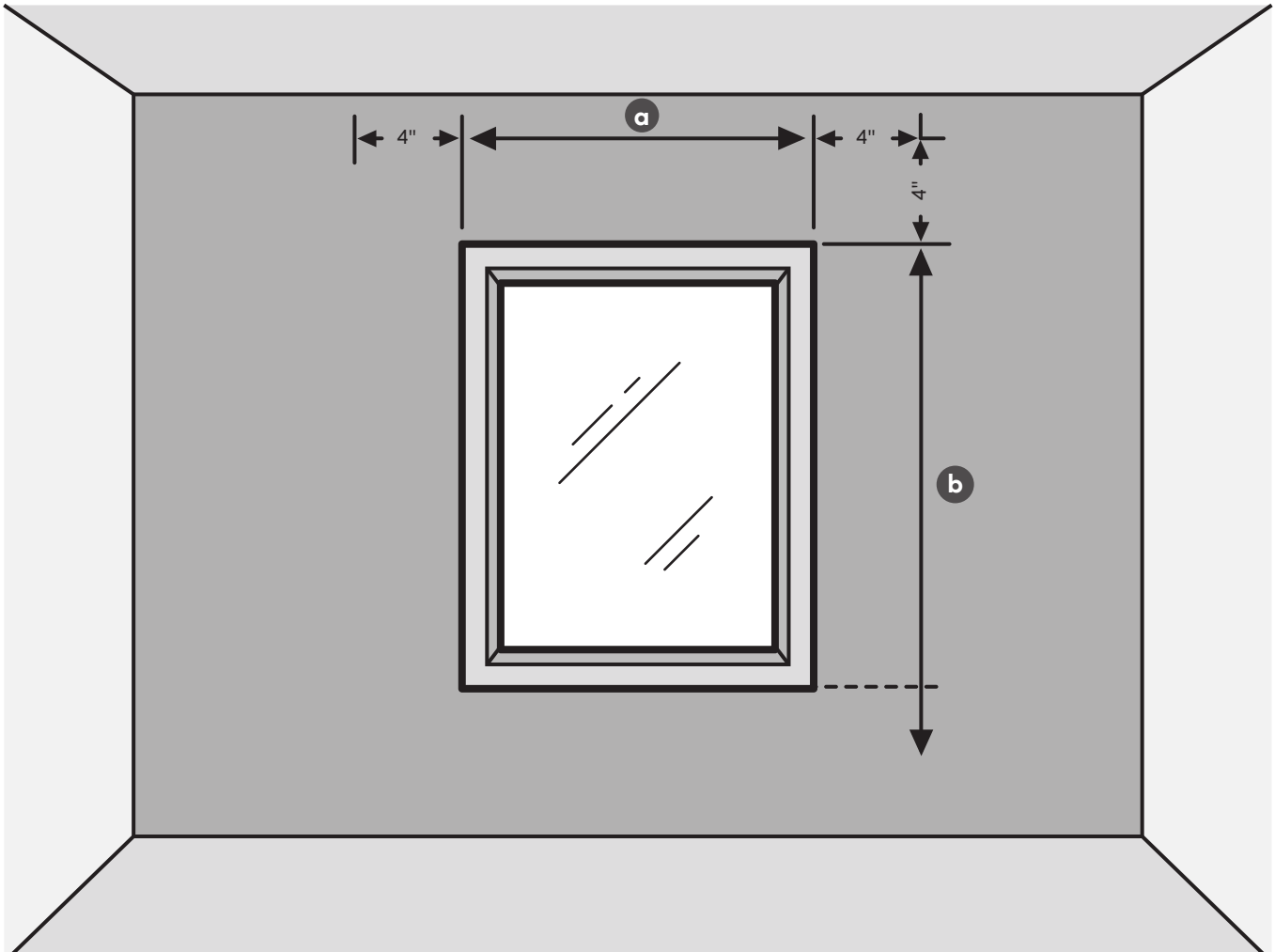


RÄCKA curtain rod holder. To be used with RÄCKA curtain rods. Two curtain rod holders needed for lengths up to 55¾".

Black	202.693.23	\$.99
Silver	802.693.20	\$.99
White	702.693.25	\$.99

MEASURE YOUR WINDOW

Start by taking the measurements of your window.



1. The width. This determines the width of your curtain rod or track rail.

Measure the width of the window. **a** Add at least 4 inches on each side to the measurement **a** to ensure the window will be fully covered.

2. The height. This determines the length of your curtains or panel curtains.

Measure from the top of the window frame and stop where you want your curtains or panel curtains to end.

b As a rule of thumb, add 4 inches to the measurement **b** to give space to your curtain rod or track rail. Wash curtains before use to account for shrinkage or add an inch or so to allow for the shrinkage of the curtains.