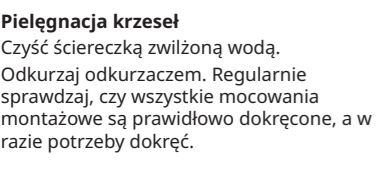
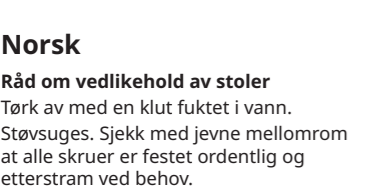


MOLTE

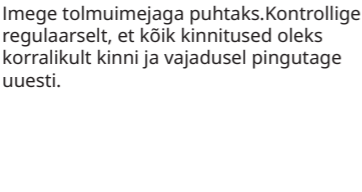
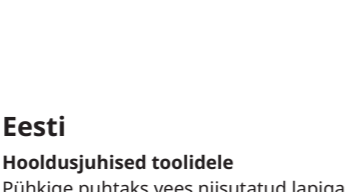
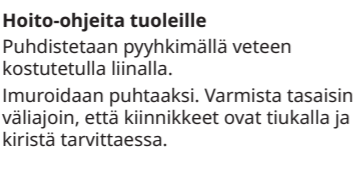


English

Care instructions for chairs

Wipe clean with a cloth damped in water.

Vacuum clean. Check regularly that all assembly fastenings are properly tightened and retighten when necessary

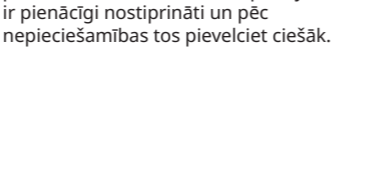
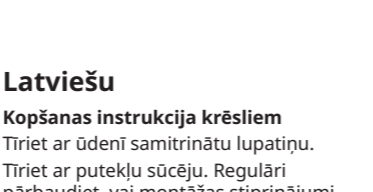
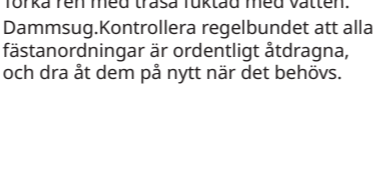
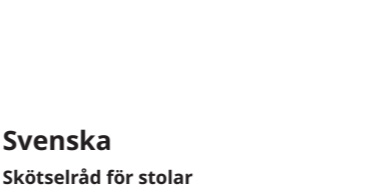


Deutsch

Pflegehinweis für Stühle

Mit einem mit Wasser befeuchteten Tuch abwischen.

Staubsaugen. Regelmäßig kontrollieren, dass alle Beschläge und Verschraubungen gut festgezogen sind und sie bei Bedarf nachziehen.

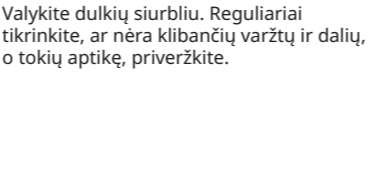
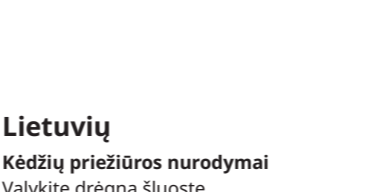
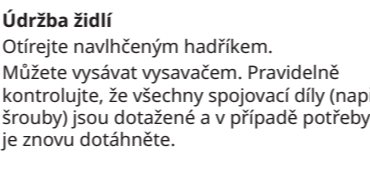


Français

Instructions d'entretien pour chaises

Nettoyer à l'aide d'un chiffon humide.

Passer l'aspirateur. Vérifier régulièrement que toutes les fixations soient bien serrées. Resserez si nécessaire.

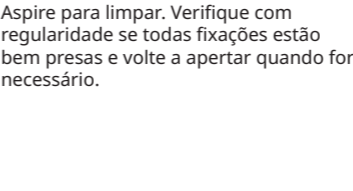
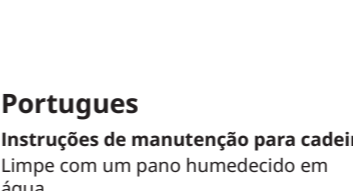
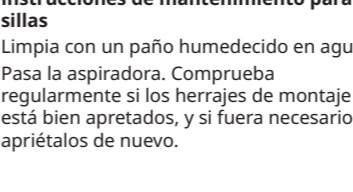



Nederlands

Onderhoudsvoorschrift voor stoelen

Afnemen met een met water bevochtigd doekje.

Stofzuigen. Controleer regelmatig of alle bevestigingen goed zijn aangedraaid, en draai ze indien nodig opnieuw aan.

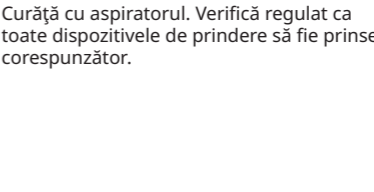
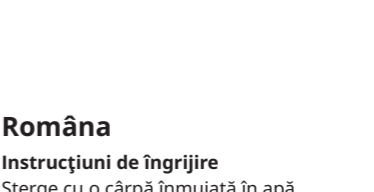
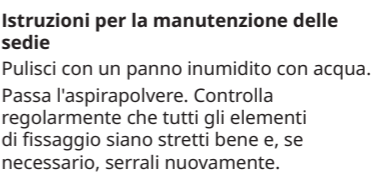



Dansk

Vedligeholdelse af stole

Tørres af med en fugtig klud.

Støvsuges ren. Kontroller jævnligt, at alle beslag og skruer er spændt korrekt, og efterspænd efter behov.

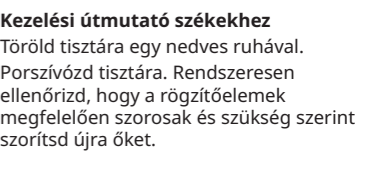



Íslenska

Umhirðuleiðbeiningar fyrir stóla

Purrkaðu af með rökum klút.

Ryksugaðu. Athugið reglulega að allar festingar séu nægilega hertar og herðið eftir þörfum.


^[1]
^[2]

