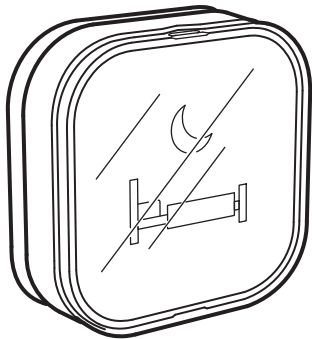


TRÅDFRI



Design and Quality
IKEA of Sweden



English

Different materials require different types of fittings. Always choose screws and plugs that are specially suited to the material.

Français

Le choix des vis dépend du matériau dans lequel elles doivent être fixées. Utiliser des vis et chevilles adaptées au matériau du support.

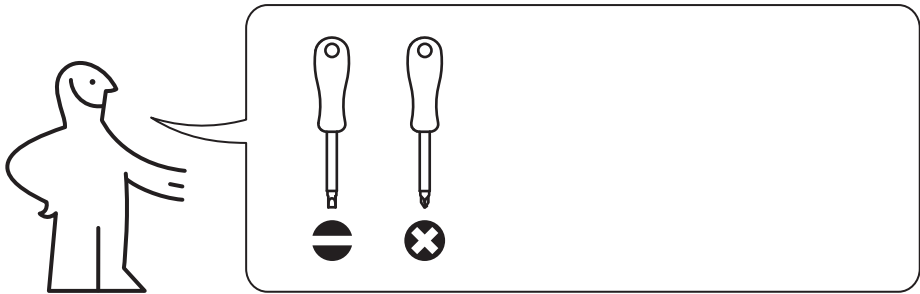
Español



Diferentes materiales requieren diferentes clases de herrajes. Recuerda que los tornillos y tacos que elijas se deben adaptar al material en el que irán sujetos.

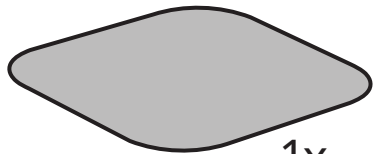
MX

Importador/Distribuidor: IKEA Supply Mexico, S.A. de C.V., Av. Paseo de las Palmas 275, Int. 403-404, Lomas de Chapultepec V sección, Miguel Hidalgo C.P.: 11000 Ciudad de México, México, Tel. 800-1-4532 69.

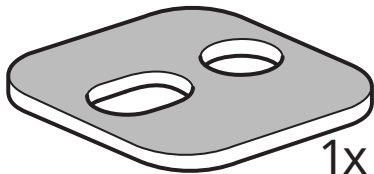
Lea y siga todas las instrucciones de seguridad y operación antes de usar este producto/Para uso Interior/Consulte Especificaciones eléctricas en el etiquetado del producto.





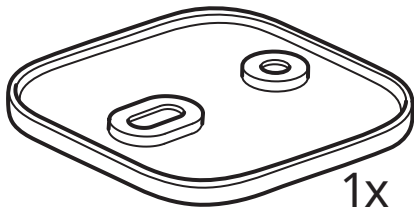


1x




1x

190011



1x

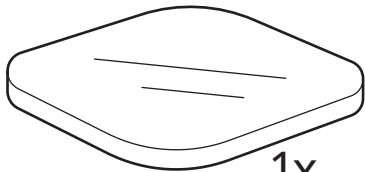
190013



1x

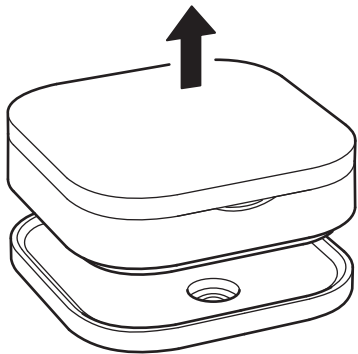


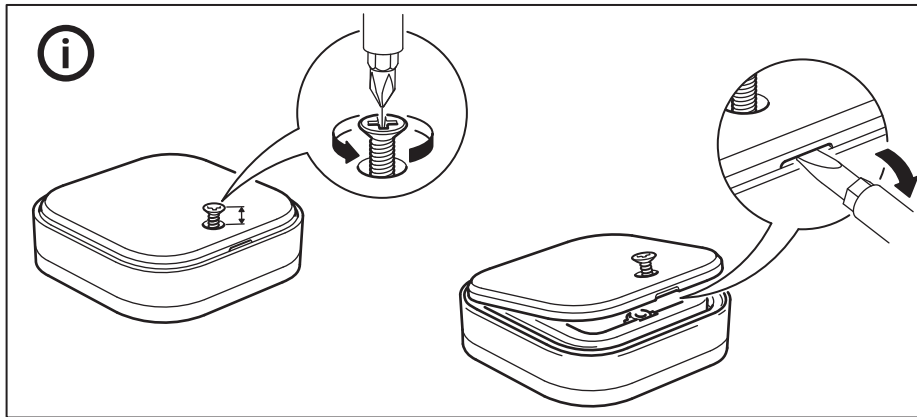
1x




1x

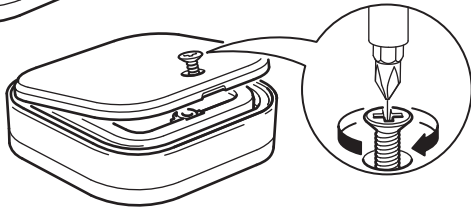
1



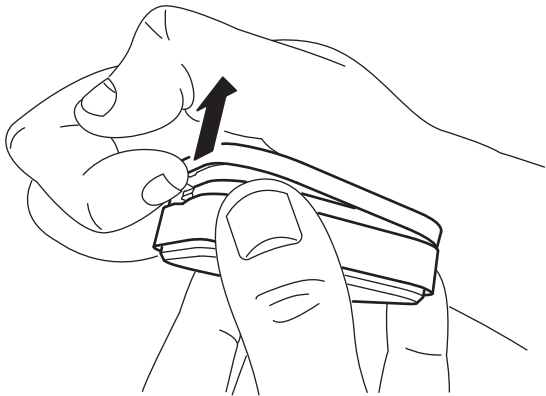




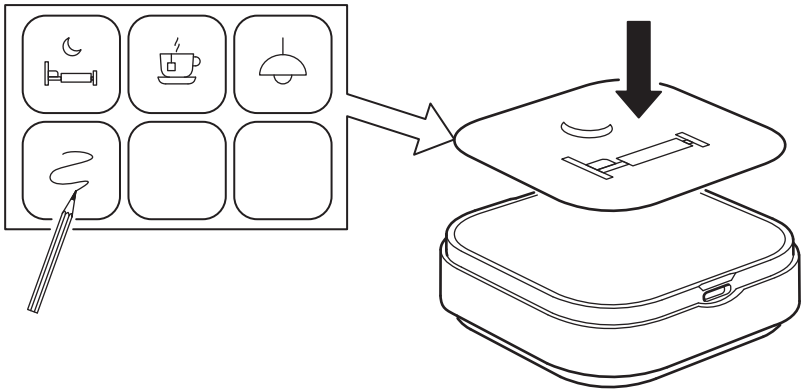
Click!



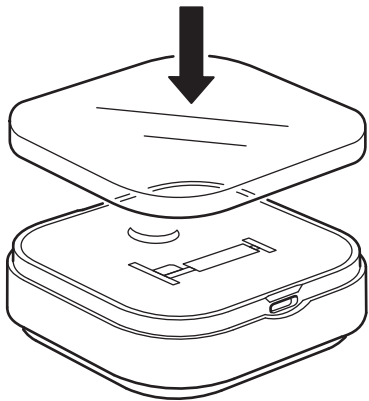
2



3



4





English

Keep battery out of childrens reach.
To swallow a battery could be fatal. If
this happens seek medical attention at
once. Before disposal always cover the
battery in plastic tape to avoid possible
short circuit.

SAVE THESE INSTRUCTIONS.

Français

Gardez la pile hors de portée des
enfants. Avaler une pile peut être
fatal. Si cela se produit, appelez
immédiatement un médecin. Avant
de mettre la pile au rebut, couvrez-la
d'une bande plastique pour éviter tout
court-circuit.

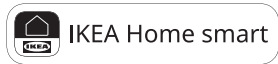
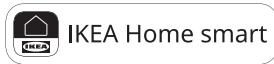

CONSERVER CES INSTRUCTIONS

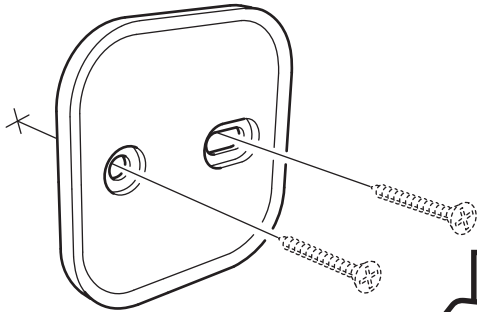
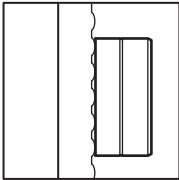
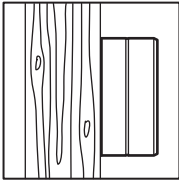


Español

Mantén la pila fuera del alcance de los niños. Ingerir una pila podría ser fatal. En caso de que suceda, acude inmediatamente al médico. Antes de desecharla cubre la pila con plástico para evitar cortocircuitos.

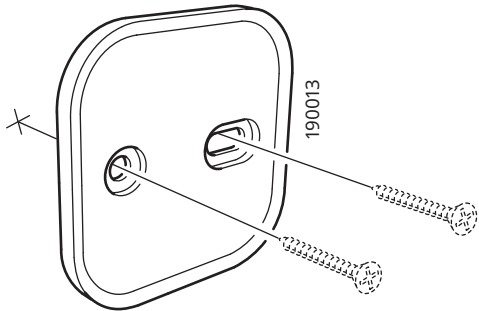
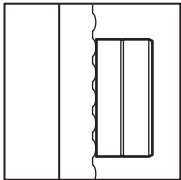
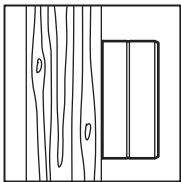
GUARDA ESTAS INSTRUCCIONES.



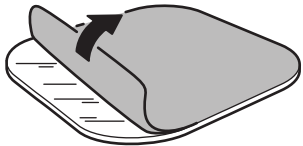




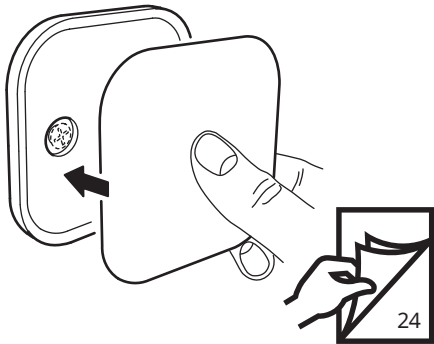
5



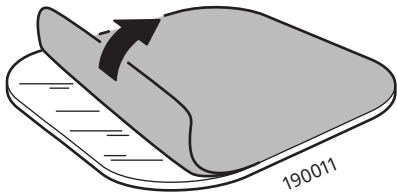
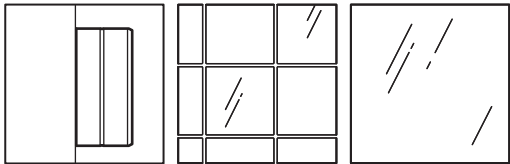
6



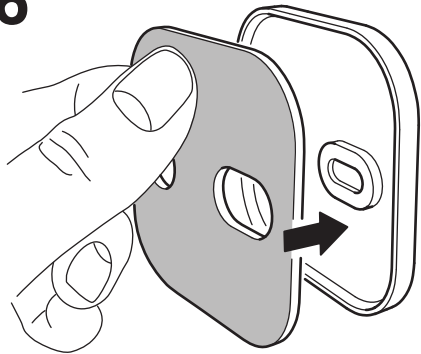
7




5



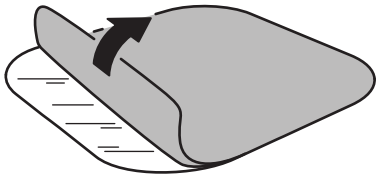
6



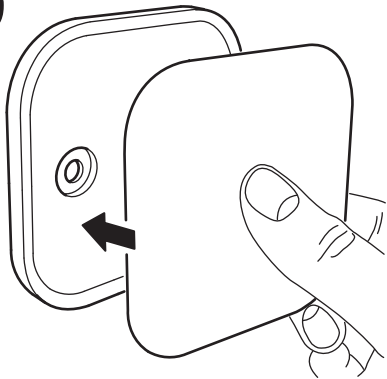
7



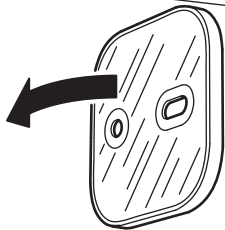
8



9

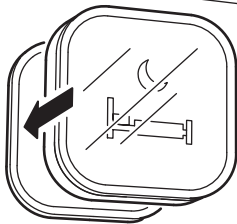


10



24

11



AA-2189468-5

